

Assembly Guide

WH016

Bamboo / Artisan Living / Small Furniture

Parts List




Hanging Rod x 1



Short Upright x 1



Long Upright x 1



Long Guard Panel x 2




Bottom Shelf x 1



Horizontal Bar x 2



Hook x 6



Short Guard Panel x 2



Caster x 4



Long Screw x 16



Short Screw x 18



Installation Tool

Installation Steps



1. Secure bottom shelf and long guard boards from underneath with short screws.



2. Secure short guard boards to long guard boards with short screws.




3. Secure trim strips from the side with short screws.



4. For short posts, use short screws on sides and long screws on the bottom.



5. Install long posts using the same method as short posts.



6. Screw casters into the trim strips.



7. Stand the frame upright.



8. Secure the hanging rod with long screws.



9. Secure the hooks with long screws.